



**SONALI BANK PLC**  
TREASURY MANAGEMENT DIVISION-1 (FRONT OFFICE)  
HEAD OFFICE, DHAKA

www.sonalibank.com.bd

E-mail: dgmtmd@sonalibank.com.bd, fxdealing@sonalibank.com.bd

Daily Foreign Exchange Rate Circular No: **2024/078**

DATED : **30.04.2024**

EFFECTIVE DATE: 30<sup>TH</sup> APRIL TO 1<sup>ST</sup> MAY, 2024

NOTE: \* FROM 1ST JULY 2023, LIBOR IS BEING REPLACED BY SOFR, SONIA, ESTR ETC.

1. CROSS RATES IN TOKYO, HONGKONG EXCHANGE MARKET AS ON 30/04/2024 AT 10:02 A.M. (LOCAL)

	US\$ PER GBP 1.00	US\$ PER EUR 1.00	CAD PER US\$ 1.00	CHF PER US\$ 1.00	JPY PER US\$ 1.00	AED PER US\$ 1.00
SELLING	1.2546	1.0706	1.3678	0.9115	156.7400	3.6727
BUYING	1.2545	1.0705	1.3682	0.9120	156.7600	3.6730

2.a) SONALI BANK LTD DEALING RATES TO PUBLIC (B.TAKA FOR ONE UNIT OF FOREIGN CURRENCY)

TT/OD	B. C.	CURRENCY	TT CLEAN	SPOT BUYING	
				EXPORT BILLS	O. D. SIGHT TRANSFER
110.0000	110.0000	U.S.DOLLAR	109.5000	109.5000	109.5000
144.9063	144.9063	G.B.POUND	137.3678	137.3678	137.3678
123.6543	123.6543	EURO	117.2198	117.2198	117.2198
80.8232	80.8232	CANADIAN DOLLAR	79.6320	79.6320	79.6320
123.0938	123.0938	SWISS FRANC	119.4655	119.4655	119.4655
0.7088	0.7088	JAPANESE YEN	0.6915	0.6915	0.6915
72.2444	72.2444	AUSTRALIAN DOLLAR	71.1787	71.1787	71.1787
15.8693	15.8693	DANISH KRONE	15.6386	15.6386	15.6386
14.1269	14.1269	HONGKONG DOLLAR	13.9226	13.9226	13.9226
10.0349	10.0349	NORWEGIAN KRONE	9.8844	9.8844	9.8844
10.0619	10.0619	SWEDISH KRONA	9.9429	9.9429	9.9429
81.2390	81.2390	SINGAPORE DOLLAR	80.0180	80.0180	80.0180
23.2004	23.2004	MALAYSIAN RINGGIT	22.8412	22.8412	22.8412
29.4761	29.4761	SAUDI RIYAL	29.0486	29.0486	29.0486
30.1005	30.1005	UAE DIRHAM	29.6631	29.6631	29.6631
358.9985	358.9985	KUWAITI DINAR	353.6959	353.6959	353.6959
30.3209	30.3209	QATAR RIYAL	29.8664	29.8664	29.8664
2.9862	2.9862	THAI BAHT	2.9415	2.9415	2.9415
15.2634	15.2634	CHINESE YUAN	15.0427	15.0427	15.0427
0.0045	0.0045	VIETNAM DONG	0.0042	0.0042	0.0042
0.0070	0.0070	INDONESIAN RUPIAH	0.0065	0.0065	0.0065
1.3308	1.3308	INDIAN RUPEE	1.2983	1.2983	1.2983

2.b) EXPORT BILL COLLECTION RATE AGAINST US\$ 1 = TK. **109.5000**

2.c) USANCE EXPORT BILL BUYING RATES (B. TAKA FOR ONE UNIT OF FOREIGN CURRENCY)

	30 DAYS DA	60 DAYS DA	90 DAYS DA	120 DAYS DA	180 DAYS DA
USD	108.7122	108.0735	107.4347	106.7960	105.5185
GBP	136.3795	135.5782	134.7768	133.9755	132.3729
EUR	116.3764	115.6926	115.0089	114.3251	112.9575

PLEASE CONTACT OUR DEALING ROOM FOR D.A.BILL BUYING RATES FOR OTHER CURRENCIES.

2.d)	FORWARD RATE	1 MONTH	2 MONTHS	3 MONTHS
SELLING	U.S.DOLLAR	111.4254	112.8508	114.2763
BUYING	U.S.DOLLAR	110.9189	112.3379	113.7568

2.e) PLEASE CONTACT US FOR FORWARD BOOKING : PHONE 02223381434

3.a) SELLING AND BUYING RATES ON CASH FOREIGN CURRENCY AND T.Cs.


SELLING		BUYING	SELLING		BUYING
115.0000	U.S.DOLLAR	114.0000	147.0000	G.B.POUND	143.0000
89.0000	SINGAPORE DOLLAR	80.0000	370.0000	KUWAITI DINAR	340.0000
131.0000	EURO	125.0000	115.0000	USD. T.Cs	114.0000
25.2000	MALAYSIAN RINGGIT	22.0000	147.0000	GBP. T.Cs	143.0000
31.5000	UAE DIRHAM	28.0000	31.1000	SAUDI RIYAL	27.0000
300.0000	OMANI RIAL	285.0000	305.0000	BAHRANI DINAR	290.0000
1.4500	INDIAN RUPEE	1.3800	32.0000	QATAR RIYAL	29.0000
0.8200	JAPANESE YEN	0.6500	17.0000	CHINESE YUAN	14.0000
78.5000	AUSTRALIAN DOLLAR	72.0000	3.4000	THAI BAHT	3.1000
87.0000	CANADIAN DOLLAR	82.5000			


3.b) CASH SELLING AND BUYING RATES FOR ALL OTHER CURRENCIES WILL BE SAME AS T.T/O.D. SELLING AND O.D. TRANSFER BUYING RATE RESPECTIVELY MENTIONED UNDER SRL. NO.2(a) ABOVE.


4. OTHER INFORMATION : VALUE OF ISLAMIC DINAR & SDR IS SAME

ONE SDR =US\$	1.3175	= TK.	144.5956
BOMBAY :	29.04.2024	IRS.RBI REF.RATE US\$ 1=RS.	83.4392
MOSCOW :	30.04.2024	US\$ 1 = RUSSIAN ROURLE	93.1455/93.1545

5. NOTIONAL RATE FOR BACK TO BACK L/C TK. = **109.5000 PER USD.**

  
(MD. MIJANUR RAHMAN)  
SENIOR PRINCIPAL OFFICER  
PHONE: 02223381434

  
(MD. MAHFUZAR RAHMAN)  
ASSISTANT GENERAL MANAGER  
PHONE: 0241051434, 02223381434

  
(MOHAMMAD FAZLUL KABIR)  
DEPUTY GENERAL MANAGER  
PHONE: 02-47121416

DATE : 30.04.2024

6. VALUE OF ONE SDR & ONE USD WITH NATIONAL CURRENCIES FOR ACU MEMBER COUNTRIES AS PER IMF RATES AS ON 26.04.2024 THESE RATES ARE EFFECTIVE AS ON 30<sup>TH</sup> APRIL TO 1<sup>ST</sup> MAY, 2024

SDR 1= US DOLLAR	1.3175	USD 1= BANGLADESH TAKA	109.7500
SDR 1= BANGLADESH TAKA	144.5956		
SDR 1= PAKISTAN RUPEE	193.3630	USD 1= PAKISTAN RUPEE	146.7651
SDR 1= INDIAN RUPEE	109.8030	USD 1= INDIAN RUPEE	83.3419
SDR 1= SRI LANKA RUPEE	253.9970	USD 1= SRI LANKA RUPEE	192.7871
SDR 1= NEPALESE RUPEE	158.3790	USD 1= NEPALESE RUPEE	120.2118
SDR 1= IRANIAN RIYAL	58514.4000	USD 1= IRANIAN RIYAL	44413.2068
SDR 1= MYANMAR KYAT	8.4584	USD 1= MYANMAR KYAT	6.4200

## 7. BENCHMARK / REFERENCE RATE :

	Date	CURRENCY	OVER NIGHT	1 MONTH	3 MONTH	6 MONTH	12 MONTH
SOFR	29.04.2024	USD	5.32000	5.31317	5.32681	5.30909	5.23653
SONIA	29.04.2024	GBP	5.19990	5.20180	5.18230	5.11190	5.00100
ESTR	29.04.2024	EUR	3.90700	3.91348	3.92599	3.94332	3.76324

## 8. INTEREST RATE (%) :-

## a) NFGD Account Interest Rate : (16.04.2024 TO 30.04.2024)


	1 MONTH	3 MONTH	6 MONTH	12 MONTH
USD:	5.07	5.07	5.03	4.92
GBP:	4.95	4.93	4.86	4.72
EUR:	3.66	3.68	3.69	3.47

## b) FC Account Interest Rate : (16.04.2024 TO 30.04.2024)


USD	GBP	EUR
5.02	4.90	3.61

## c) RFGD Account Interest Rate : (16.04.2024 TO 30.04.2024)

	1 MONTH	3 MONTH	6 MONTH	12 MONTH
USD:	6.82	6.82	6.78	6.67
GBP:	6.70	6.68	6.61	6.47
EUR:	5.41	5.43	5.44	5.22

  
 (MD. MIJANUR RAHMAN)  
 SENIOR PRINCIPAL OFFICER  
 PHONE: 02223381434

  
 (MD. MAHFUZAR RAHMAN)  
 ASSISTANT GENERAL MANAGER  
 PHONE: 0241051434, 02223381434

  
 (MOHAMMAD FAZLUL KABIR)  
 DEPUTY GENERAL MANAGER  
 PHONE: 02-47121416